

Answer Key

Eigo Ganbare!!

全員参加で楽しくガンバロウ

Class () No () Name ()

I'm looking for ~?

A: Excuse me. I'm looking for Kocho Sensei's house.

B: Pardon me?

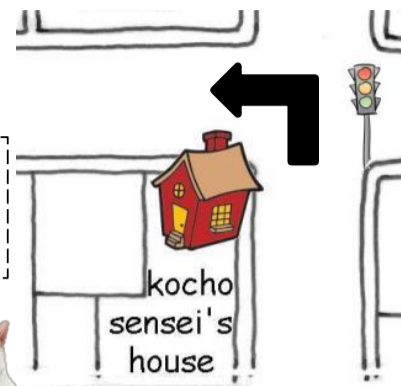
A: Kocho Sensei's house.

B: Ok. Go down this street.

Turn left at that corner. It's on the left.

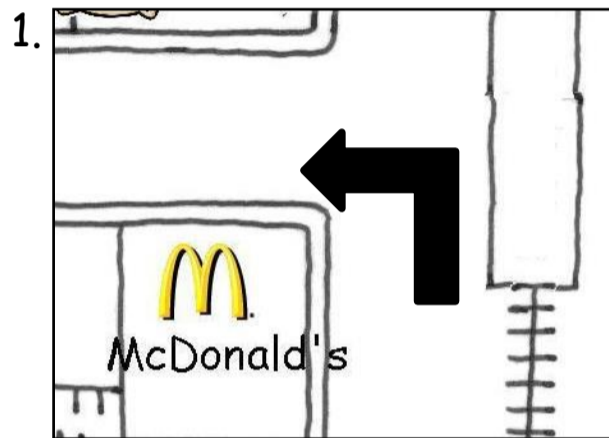
* I'm looking for ~ = How can I get to ~?

* Go down ~ = Go straight.

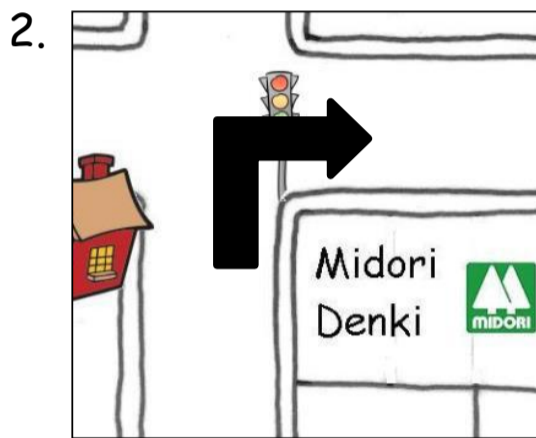


Role Play!

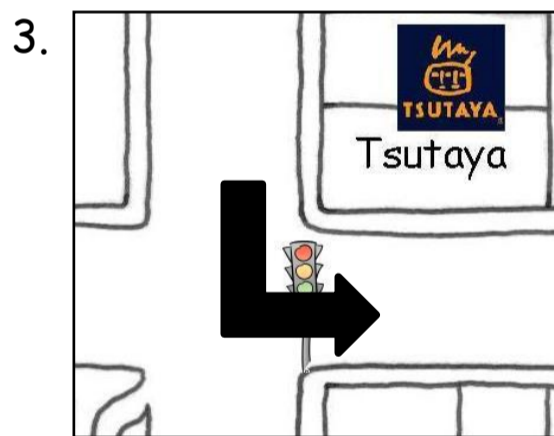
Do the role play.




at that corner
on the left



at the 1st traffic light
on the right



at the 1st traffic light
on the left



at the 1st traffic light
on the right

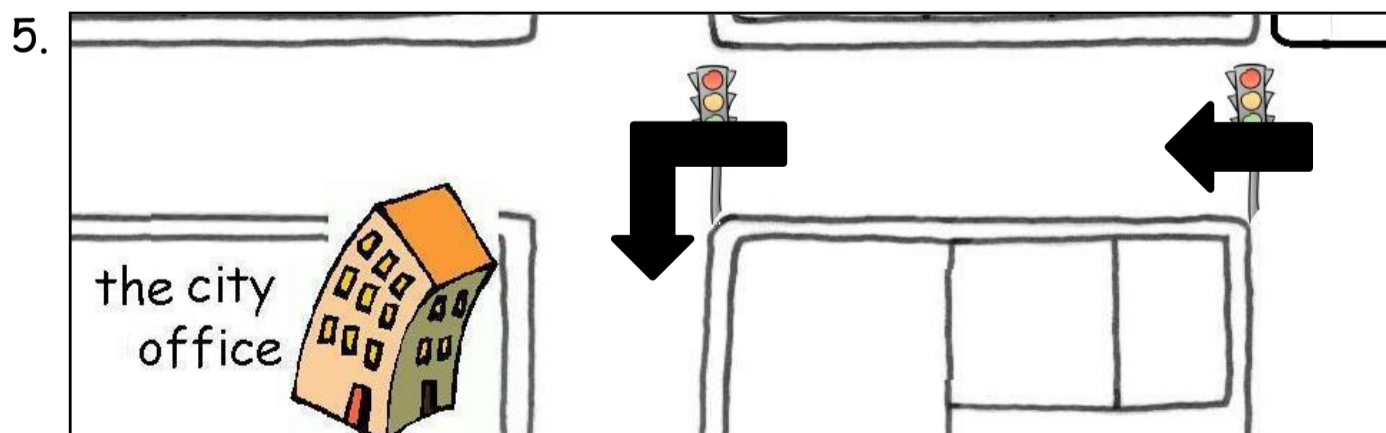
Go down this street.

~ at that corner.

Turn right/left.

~ on the right/left.


~ at the
1st traffic light.





at the 2nd traffic light
on the right

Listening Activity!

Start from *the train station*. Write 1~10 in the box.


Soft bank 



Mos Burger 

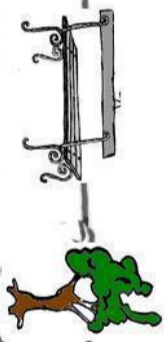
the city office 

the shopping center


the zoo


 Tsutaya the book store


Docomo   **Start** the train station


the park 

the super market

McDonald's 

the post office 

 kocho sensei's house

Midori Denki 

Where are they? They are ~.



Writing!

Example:

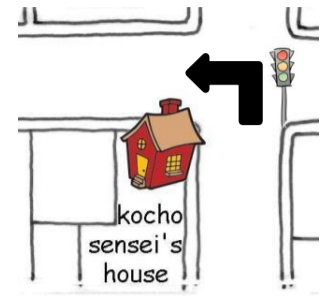
Excuse me. I'm looking for Kocho Sensei's house.

Ok. Go down this street.

Turn left at that corner. It's on the left.

* How can I get to ~?

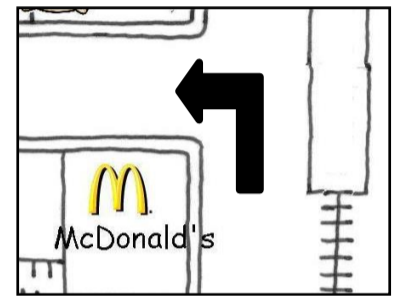
* Go straight.



1. Excuse me. I'm looking for McDonald's.

Ok. Go down this street.

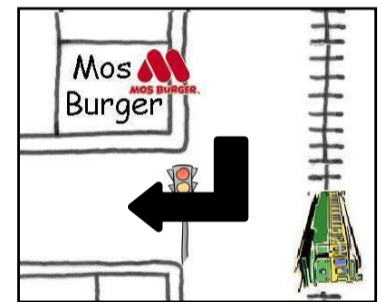
Turn left at that corner. It's on the left.



2. Excuse me. I'm looking for Mos Burger.

Ok. Go down this street.

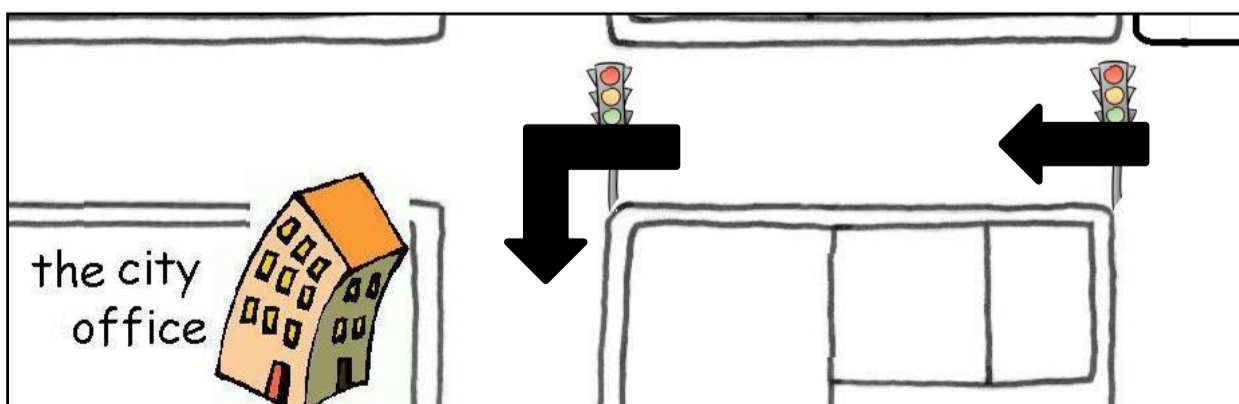
Turn right at the 1st traffic light. It's on the right.



3. Excuse me. I'm looking for the city office.

Ok. Go down this street.

Turn left at the 2nd traffic light. It's on the left.



Answer Key & Examples

Eigo Ganbare!!

全員参加で楽しくガンバロウ

Class (1) No (1) Name (Minori Kobayashi)

I'm looking for ~?

A: Excuse me. I'm looking for Kocho Sensei's house.

B: Pardon me?


A: Kocho Sensei's house.

B: Ok. Go down this street.

Turn left at that corner. It's on the left.

* I'm looking for ~ = How can I get to ~?

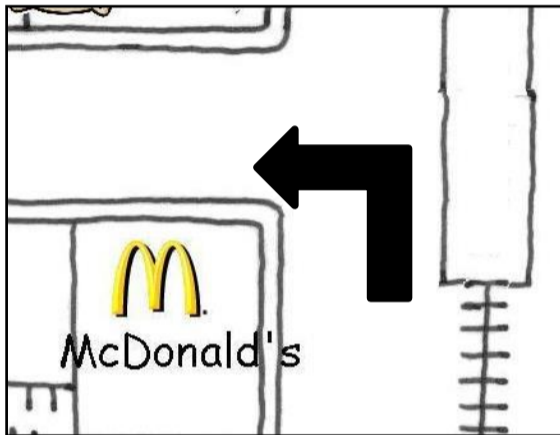
* Go down ~ = Go straight.



Role Play!

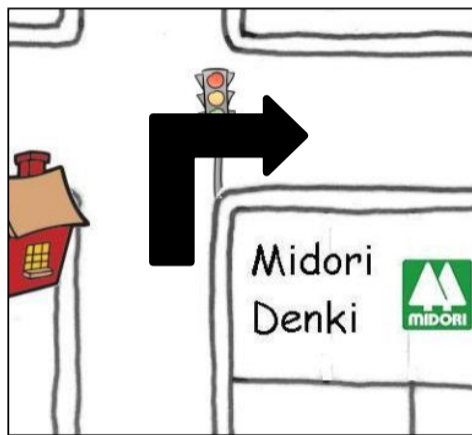
Do the role play.

1.



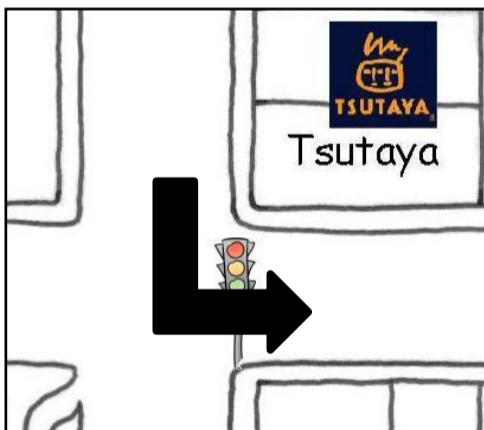
at that corner
on the left

2.



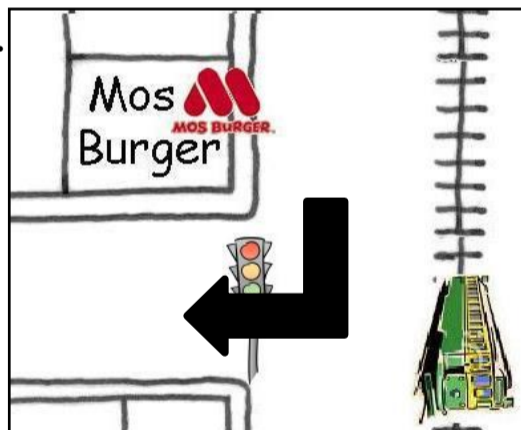
at the 1st traffic light
on the right

3.



at the 1st traffic light
on the left

4.



at the 1st traffic light
on the right

Go down this street.

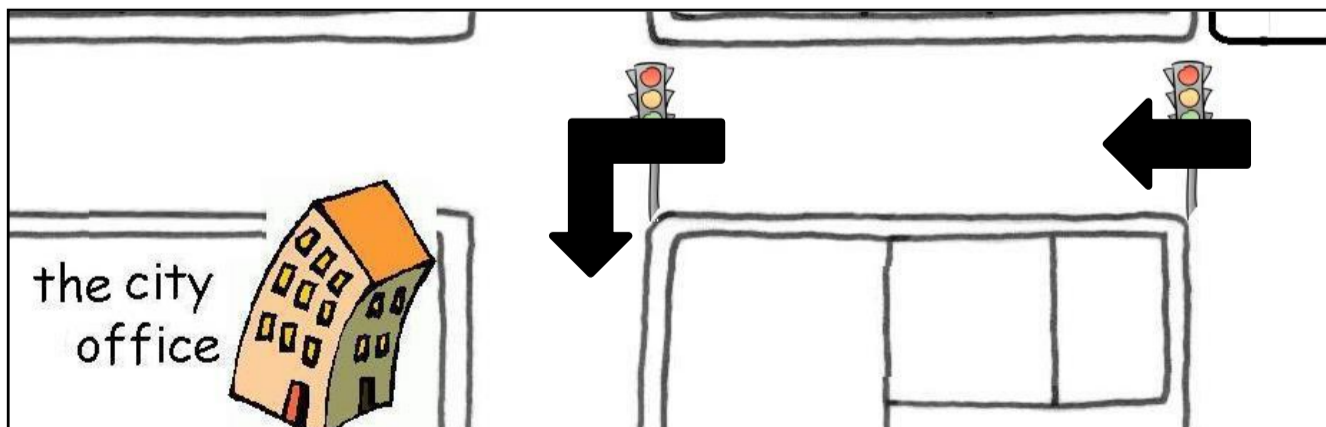
~ at that corner.

Turn right/left.

~ on the right/left.

~ at the
1st traffic light.

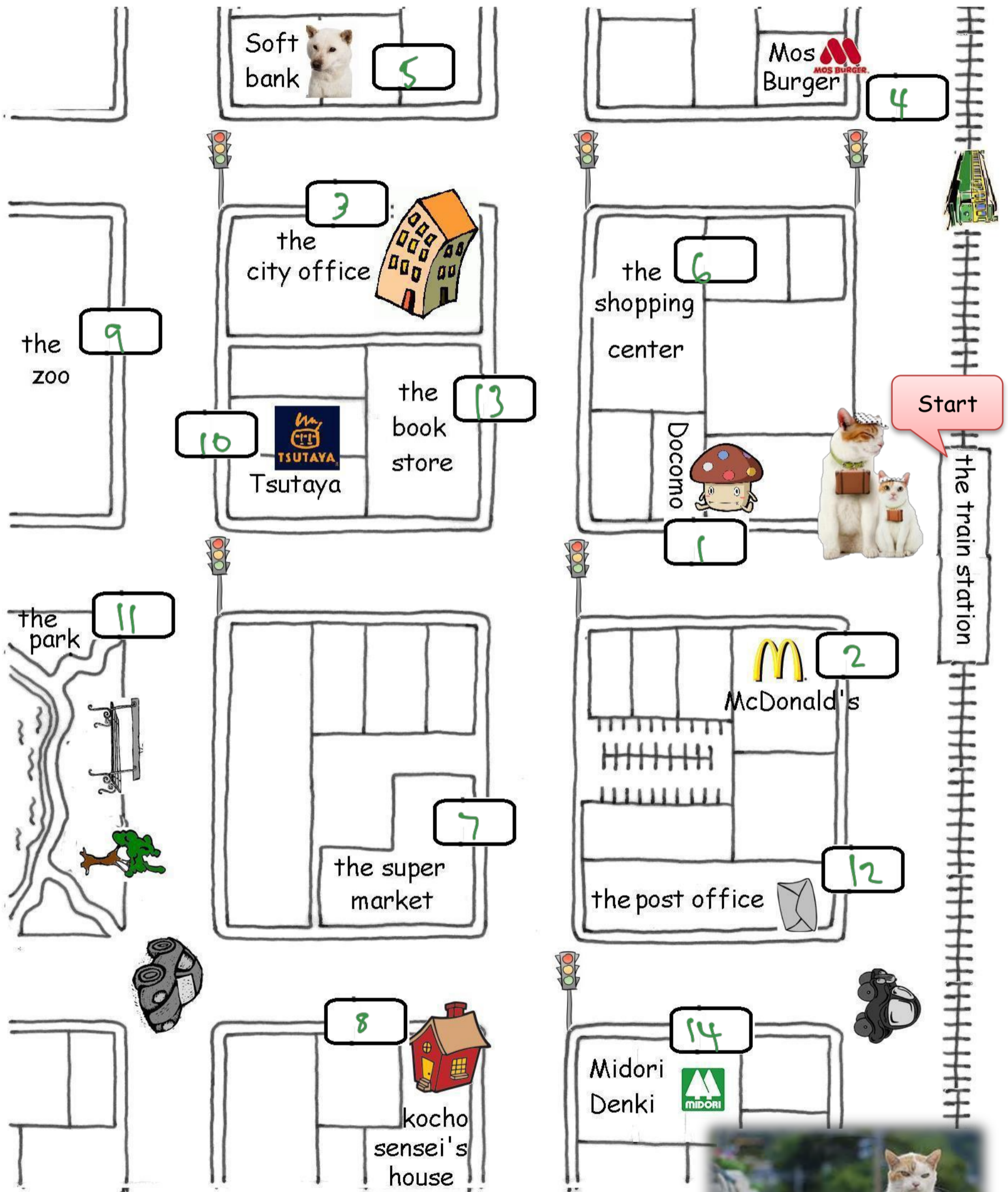
5.



at the 2nd traffic light
on the right

Listening Activity!

Start from *the train station*. Write 1~10 in the box.



Where are they? They are ~.



Writing!

Example:

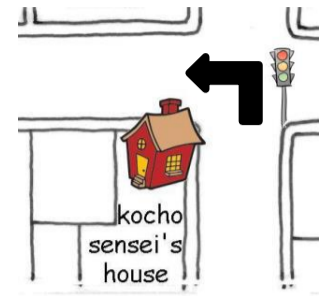
Excuse me. I'm looking for Kocho Sensei's house.

Ok. Go down this street.

Turn left at that corner. It's on the left.

* How can I get to ~?

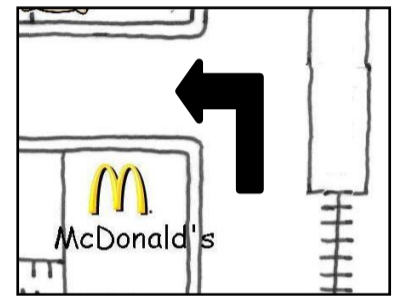
* Go straight.



1. Excuse me. I'm looking for McDonald's.

Ok. Go down this street.

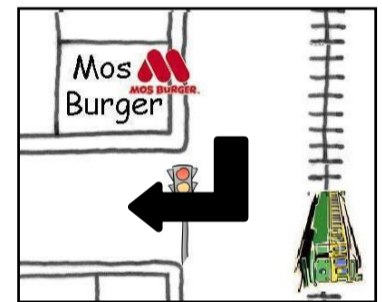
Turn left at that corner. It's on the left.



2. Excuse me. I'm looking for Mos Burger.

Ok. Go down this street.

Turn right at the 1st traffic light. It's on the right.



3. Excuse me. I'm looking for the city office.

Ok. Go down this street.

Turn left at the 2nd traffic light. It's on the left.

